


# Tomahawk

## Bale Processors

**Teagle**



[www.teaglemachinery.com](http://www.teaglemachinery.com)

# Contents

Strength and Reliability	page 1
Applications	page 2
Overview	page 3
Select your model	page 4
The key is consistency	page 5
Mill – 404M/505M/505XLM	page 6
Features	page 7
Chop – 4040/5050/5050XL	page 8
Options	page 9
Specialist Options	page 10
The Teagle Range	page 11
Specifications	page 12



## Established engineering excellence

Teagle Machinery Ltd was established over 75 years ago, manufacturing the first Tomahawk bale shredder in 1983.



We remain a family business focussed on meeting the needs of our customers whether just around the corner, or in one of the 35 countries worldwide to which we regularly ship machinery.

From the outset our machinery has been designed to be simple, robust and easy to use. We still stand by these values, with all our products being tested extensively on farms throughout the world to ensure that they perform reliably day-in day-out, under the toughest conditions.

The company now employs around 150 people, most of whom are based at our 150,000sq<sup>ft</sup> production facility in Cornwall, England.



**Teagle**

we're right behind you





## A model to suit your needs

**Quality** - From the latest design methods through to manufacture in our modern production facility, Tomahawks are built for day-in day-out reliability.

**Performance** - Whether feeding or bedding, Tomahawks will save you time and money.

**Experience** - Talk to us about your requirements, we can configure a Tomahawk to suit your application.



**400 Series**  
404M/4040

**400XL Series**  
404XLM/4040XL

**500 Series**  
505M/5050

**500XL Series**  
505XLM/5050XL

## Tomahawk 404M beds over 15,000 bales

Graeme Cock farms 2000 acres with his brother Patrick on the rolling slopes of South Devon. Over the past 25 years the business has been expanded and developed from around 100 cows to the current herd of 600 plus high performing, mainly Holstein cows, achieving an average approaching 26,400 lbs. All cows are milked 3 times/day. Around 300 acres are set to maize, and a further 300 acres to cereals.

### **A clean and comfortable cubicle bedding system**

Soon after taking on the farm Graeme and Patrick took a close look at the cubicle beds for their dairy herd, their priority being to keep the cows clean and comfortable and achieve optimum lying times.

“Sand is a great product, but management of sand in the slurry does not suit our system.”

A Teagle Tomahawk 404 was purchased which chopped the straw short and delivered it to cubicles on both sides as it passed down the aisle. Manoeuvrability of the machine around the tight yards and low power requirement suited the setup.

Around 15 years ago the Tomahawk T404 was upgraded to a Tomahawk T404M, fitted with a Hammer Mill and 13/16" screen. This machine tends to smash the straw stems apart and provide a consistent chop length, and most importantly Graeme says ‘because there are no blades, when there are stones in the straw the machine does not need so much maintenance.’

Graeme adds, “In combination with mattresses the cattle are clean and comfortable. It is fair to say that Graeme and Patrick are meticulous in maintaining this area; the cubicles for the high performers have fresh straw three times a day, and medium performers and heifers 2 times a day. This works out on average to around 5.5lb of straw per cow per day.

Graeme is now looking at moving from round bales to 6 string rectangular bales. This can be accommodated by simply extending the length of the drum. The ability to process larger bales will also enable Graeme to use the machine to pre-process straw.

### **Correct preparation of straw for feed**

“Straw is part of the toolkit in managing dry cows effectively. We add around 11lb of straw to the dry cow ration, but it is all about the preparation. What is the point of adding expensive straw to the ration if the cows don't eat it?”

Graeme's no-nonsense approach to running the farm also serves him well in his capacity as Chairman of Mole Valley Farmers, an 8,000 farmer/shareholder organisation. This link also provides Graeme with a valuable insight into the latest approaches to livestock husbandry and assist him in tailoring feed strategies and housing environment to get the best return from his herd.



“We rely on the machine heavily, it has to work every day of the year, and because it is incredibly simple, we only have to replace wearing parts”.



## Why own a Teagle bale processor?

### 1 For Processing

**Pre-process** straw for feed.

**Achieve consistency** - provide a consistently short and palatable feed component.

**Process on demand** - no need to stockpile.

**Improve efficiency** - reduce operating time of mixer wagon.

**Prevent over-processing** - of silage in a Total Mixed Ration.

### 2 For Bedding

**Cleaner and healthier livestock** lightly shredded straw improves moisture absorbance for cleaner lying areas.

**Save straw** - users regularly report up to 30% savings by spreading the correct amount of straw evenly across the bedding area.

**Labour saving** - one person can quickly and easily bed livestock.

**Safer** - no need to enter the pen.

**Better Manure** - straw is evenly incorporated into the muck.

### 3 For Feeding

**One machine, two jobs** bed down and feed with the same machine.

**Versatility** - If you can bale a crop, we can shred it! Feed bunker or baled silage, hay and root crops.

**Improve palatability** - users report increased feed conversion of shredded bale silage.

**Reduce wastage** - selective feeding/sorting is reduced.



Dairy



Beef



Pigs



Poultry



Mulching

## How it works

Whether feeding or bedding simply load the bale into the drum, start the cutting rotor and set the drum to rotate.


### Chute

The rotor discharges material to one or both sides, depending on chute options. Chutes can be turned off independently.



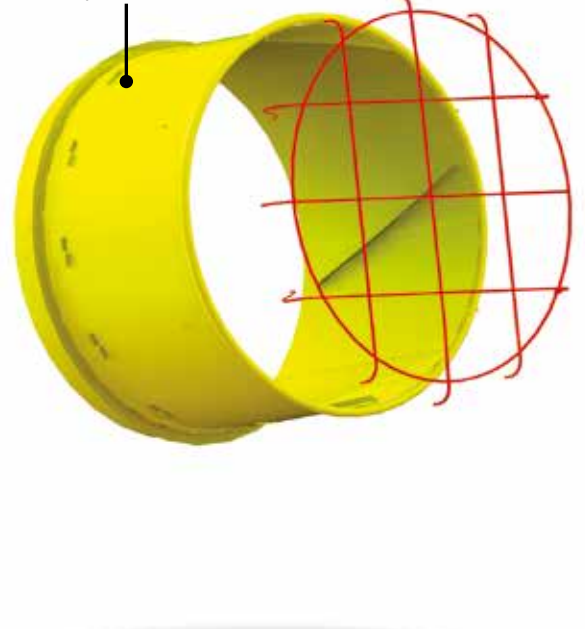
### Rotor

Direct drive from the PTO spins the cutting rotor. As the bale rotates with the drum, material is skimmed from the end of the bale.



### Drum

A hydraulic motor rotates the drum via drive belts. Discharge rate is controlled by varying the drum angle and speed of rotation.




## Built to meet your needs

From round to rectangular bales, to bed straw or feed silage - configure your Tomahawk as follows:



Scan to watch the Tomahawk in action.



1

### Select drum size

Choose from:  
400, 500 or 500XL

2

### Select rotor type

Choose from:  
Milling or Chopping

3

### Select chute type


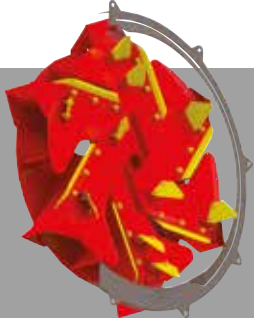
and accessories  
(see page 9)

## 1 Select drum to suit your bale size

	Drum size	1.2m (4') round bale	1.5m (4') round bale	36" x 4' x 8' rectangular bale	4' x 4' x 8' rectangular bale	Extended drum length
400 Series	Diameter: 5'1" Length: 5'1"	✓	✗	✗ *	✗	6'1"
400XL Series	Diameter: 5'1" Length: 9'8"	✓ **	✗	✓	✗	N/A
500 Series	Diameter: 5'9" Length: 5'1"	✓	✓	✗ *	✗ *	6'1"
500XL Series	Diameter: 5'9" Length: 9'8"	✓ **	✓ **	✓	✓	N/A

\* See XL series to accommodate complete bale. \*\* 2 bale capacity.

## 2 Select rotor type

	 <b>MILLING</b>	 <b>CHOPPING</b>
	<b>TMR/Cubicles/ Poultry/Pigs</b>	<b>Loose Housed Bedding/ Feeding</b>
	<b>Short Straw 3/8" - 6"</b>	<b>Long Straw/Silage/Hay -</b>
400 Series Model	404M	4040
400XL Series Model	404XLM	4040XL
500 Series Model	505M	5050
500XL Series Model	505XLM	5050XL



# The key is consistency

## The benefits of adding processed straw to a TMR



“Our results show how beneficial consistently pre-processed straw is in obtaining good dry cow intakes, even over straw that is mixed well in a wagon.”

James Johns (pictured) farms a herd of 260 high performance Holsteins at Sixty Acre Farm, UK.

- In dry cow rations straw can be used to control energy intake and reduce the risk of milk fever.
- In milking cow rations straw can be very useful as physically effective fibre when required.

**“For either group the key to feeding straw is incorporation to create a homogenous mix. Poorly processed straw will not blend which can encourage cows to sort the ration, making the problem worse rather than better.”**

Jeremy Hamilton, Three Counties Feeds

### Trial undertaken by Three Counties Feeds at Sixty Acre Farm

A farm trial was conducted to investigate whether processing straw before it is added to a total mixed ration (TMR) increases the dry matter intake of dry cows fed a ration with high straw inclusions.

The far off dry cow ration contained 13.2lb of straw and the transition ration 8.8lb, the effectiveness of these rations depends totally on good feed intakes.

Control rations were prepared using the mixer wagon to chop and incorporate the straw, as best as this equipment would allow prior to the trial. At this point feeding was already at a high standard.

Without changing anything else the straw was pre-processed to 1 inch in length. When the cow's intake increased, the portions were increased, with the diet proportions staying constant.

Before straw was pre-processed the far off dry cows ate 47.5lb, after processing they were eating 57lb - equating to 20% more. The transition group ate 9% more - a significant improvement in this critical stage.



“With improved and more consistent straw intakes we are better equipped to control metabolic stress in fresh cows, which can cause issues such as retained placenta and metritis. Getting off to a better start these cows have less negative energy balance and sub-clinical ketosis. Straw rations can also help prevent milk fever.”



Pictured (left to right) Jeremy Hamilton & Andy Hawken AMTRA, DipRN. Three Counties Feeds



# 404M/404XLM/505M/505XLM

## Milling System

Short straw on demand. Process consistently short material from dry bales of straw or hay for TMR, cubicles, poultry bedding and biomass.

### SUITABLE FOR

Straw/Dry Materials

### OUTPUT LENGTH

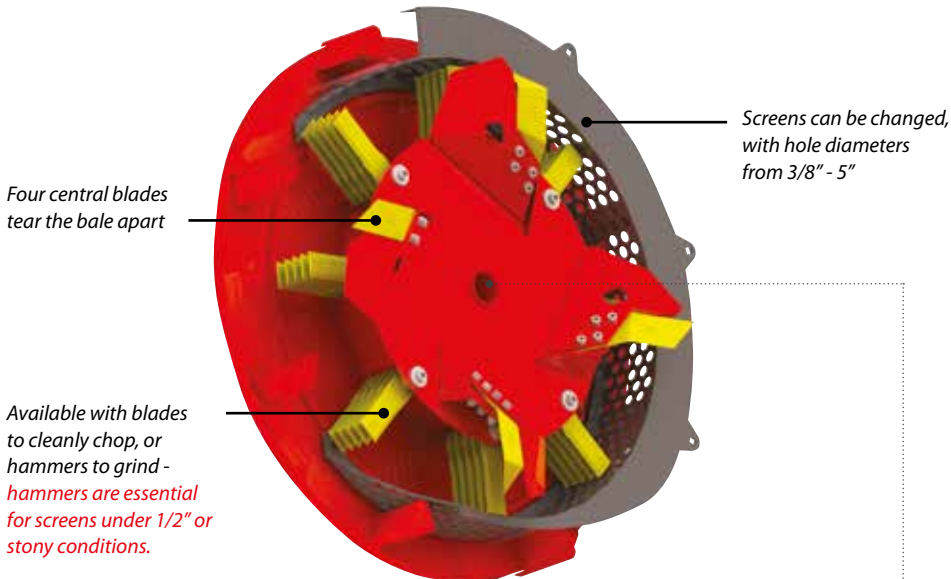
3/8" - 6"\*

### SPREAD DISTANCE

up to 30"\*\*\*

### OUTPUT

up to 2.5t/hr\*\*\*



Screens can be changed, with hole diameters from 3/8" - 5"



### Options:

- Hammer or blade system available
- Various discharge chutes
- Drums available for various bale sizes - see pg.4
- Quick Hitch A-Frame
- Hydraulic Top Link
- Talk to us about electric drive models


\* By changing mill screen diameter \*\* subject to chop length and PTO speed. \*\*\* dependent on screen size and straw type.

# Features



## 1 Round and rectangular bales

4' or 5' round bales, with drum extensions available for 8' rectangular bales.



## 2 Suitable for feeding and bedding

Mill, Chop or Shred. Rotors available for straw, hay, silage and root crops.



## 3 Straightforward loading

Horizontal drum can easily be loaded. A hydraulic top link enables easy adjustment of drum angle.



## 4 Manoeuvrable

Machine weight is close to tractor, ensuring manoeuvrability even with smaller tractors.



## 5 Discharge to one or both sides

Chutes can be open or shut independently. Various chutes are available for special applications, see options on page 9.



## 6 Ease of operation

Simply start the cutting rotor, and then adjust the drum speed of rotation to control the discharge rate.



## 7 Straightforward maintenance

With accessible greasing points and belt tension adjustment, routine maintenance is easily undertaken.



## 8 Accessories for ease of use

For easy hitching-up and adjustment of the drum angle select the optional A-Frame attachment and hydraulic top link.





## Chopping System

Feed and bed with one machine - this rotor can handle wet silage bales, hay or root crops, then lightly chop and spread a bale of straw into loose housing.

### SUITABLE FOR

Straw/Hay/Silage

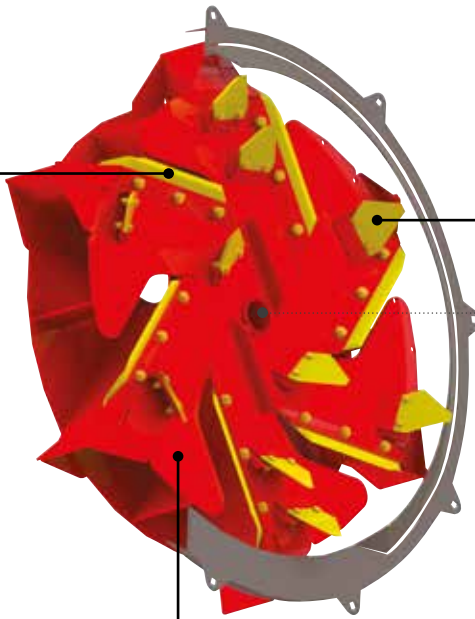
### OUTPUT LENGTH

6" - 8"

### SPREAD DISTANCE

up to 30' @540rpm  
giraffe chute -  
40' @1000rpm

Long blades  
chop material



Triangular blades  
tear bale apart

Rotor delivers a  
steady feed rate, even  
with wet material



### Options:

- Various discharge chutes
- Drums available for various bale sizes - see pg.4
- Quick Hitch A-Frame
- Hydraulic Top Link

# Options



## 1 Straw Giraffe Chute

Increase delivery height and blow distance.  
Dry materials only.



## 2 Silage Giraffe Chute

Increase delivery height and blow distance.



## 3 Swivel Giraffe Chute

Increase delivery height, available with hydraulic rotation and deflector.  
Dry materials only.



## 4 Lower Chute Kit

Required for delivery to left hand side of machine.  
Dry materials only.



## 5 Hydraulic Deflectors

Available for all chutes except low level kit.



## 6 Drum Extensions

Drum extensions are available for improved containment of material or for loading large rectangular bales.  
See options on page 4.



## 7 Hydraulic Top Link

For straightforward, in-cab adjustment of drum angle and feed rate.



## 8 Quick Hitch A-Frame

For straightforward hitching and un-hitching of the mounted models.



## 9 Strawberry Chute Kit

Quickly and conveniently lay straw mulch between rows on both sides of the tractor, the chute kit can be fitted to the discharge chutes on both sides of the machine.



# Specialist Options

We offer a range of accessories for poultry and cubicle applications including a Straw Transfer Booster Fan to deliver bedding up to 300 ft. from the machine, a liquid spray kit, and a trailed chassis.



See our Tomahawk 500B brochure for more details.



Tomahawk 500B fitted with booster fan, liquid spray kit and trailed chassis.


### Straw transfer booster fan

Deliver straw up to 100m from the machine via either a fixed pipe installation, or a flexible hose.



### Liquid Spray Kit

A high pressure liquid spray kit to apply disinfectant to bedding or water for dust reduction



### Trailed Chassis

For convenience, control and improved travel with smaller tractors the chassis can be fitted to all drum Tomahawk models.

### Dimensions

	400XL	500XL
Overall Height Lowered	114"	124"
Overall Height Raised	130"	140"
Overall Machine Width*	80"	80"
Overall Length (with Tomahawk)	191"	191"
Clearance Under Chassis**	8"	8"

\* Chassis kit width – for Tomahawk widths refer to page 12. \*\* Drawbar height 18"

# The Teagle Range

## Other machines in the Teagle Range



### Tomahawk Feeder Bedders

No. 1 for silage and straw processing equipment, the Tomahawk range offers outstanding performance from a comprehensive range of models. If you are processing straw for cubicle housing, poultry, briquetting and pelleting, or addition of fibre to TMR we have a model to suit your application.



### Titan rear discharge muck spreaders

From 170 to 397 bushel capacity with a fine and even spread pattern. Outstanding strength and quality as standard.



### Super-ted

High speed swath conditioners to promote faster drying. Ideal for recovery of rain damaged crops – your wet weather insurance.



### Spiromix

Deep spirals inside the drum ensure a quick and thorough mix. Easy to load through the wide mouth and is reversed to self-unload.



### Tomahawk C12

A High Capacity Mill for processing dry materials such as straw and miscanthus to a consistently short length for Bedding, Feeding and Biofuel Applications. Calibrate material length from 3/8 - 4"



## Intelligent design

Teagle use state of the art software throughout the design process to ensure that strength is in-built where it is needed most.



## Customer service

For outstanding back-up we have an extensive dealer network, supported by our experienced sales team.




## Quality built & backed

To keep your Tomahawk running, Teagle distributors carry a comprehensive stock of genuine spare parts.



# Specifications



<b>Specifications</b>	<b>400 Series</b>	<b>400XL Series</b>	<b>500 Series</b>	<b>500XL Series</b>
Maximum Round Bale Diameter	4'0"	4'0"	5'0"	5'0"
Maximum Rectangular Bale Size	N/A	4' x 3'	N/A	4' x 4'
Drum Diameter	5'1"	5'1"	5'9"	5'9"
Drum Length (standard)	5'1"	9'8"	5'1"	9'8"
Long Drum (optional)	6'1"	N/A	6'1"	N/A
Overall height (from the ground)*	7'2"	8'3"	8'0"	9'2"
Overall width (chute closed)	6'5"	6'5"	6'5"	6'5"
Lower Chute discharge height*	1'4"	1'4"	1'4"	1'4"
Upper Chute discharge height*	3'7"	3'7"	3'7"	3'7"
Overall Length	7'8"	12'4"	7'8"	12'4"

<b>Mill</b> (see page 6)	<b>404M</b>	<b>404XLM</b>	<b>505M</b>	<b>505XLM</b>
Operating width	6'8"	6'8"	7'0"	7'0"
Operating width with Straw Giraffe	7'5"	7'5"	7'5"	7'5"
Straw Giraffe discharge height*	6'0"	6'0"	6'0"	6'0"
Weight	1,993 lb	2,573 lb	2,138 lb	2,776 lb
PTO power required**	80hp	100hp	80hp	100hp

<b>Chop</b> (see page 8)	<b>4040</b>	<b>4040XL</b>	<b>5050</b>	<b>5050XL</b>
Operating width	8'2"	8'2"	8'2"	8'2"
Operating width with Silage Giraffe	8'7"	8'7"	9'0"	9'0"
Silage Giraffe discharge height*	5'0"	5'0"	5'0"	5'0"
Weight	1,788 lb	2,368 lb	1,933 lb	2,571 lb
PTO power required - Straw**	60hp	100hp	60hp	100hp
PTO power required - Silage**	80hp	100hp	80hp	100hp

<b>Booster Fan</b> (see page 10)	<b>500B</b>
Operating width	9'3"
Additional Weight	925 lb
PTO power required	100hp

## Key:

\* Working heights will increase by up to 3'3" depending on tractor \*\*Typical tractor size to provide adequate lifting capacity and stability

The company's policy is one of continuous improvement and development, therefore specifications are subject to change without prior notice.

# Teagle

With over 30 years experience designing, manufacturing and supporting The Tomahawk range of Bale Processors, Teagle has established a reputation for performance and reliability, offering feeding and bedding solutions for all applications.

**Call our Sales Desk:  
Toll Free 855 383 2453**

**North America Sales Manager**

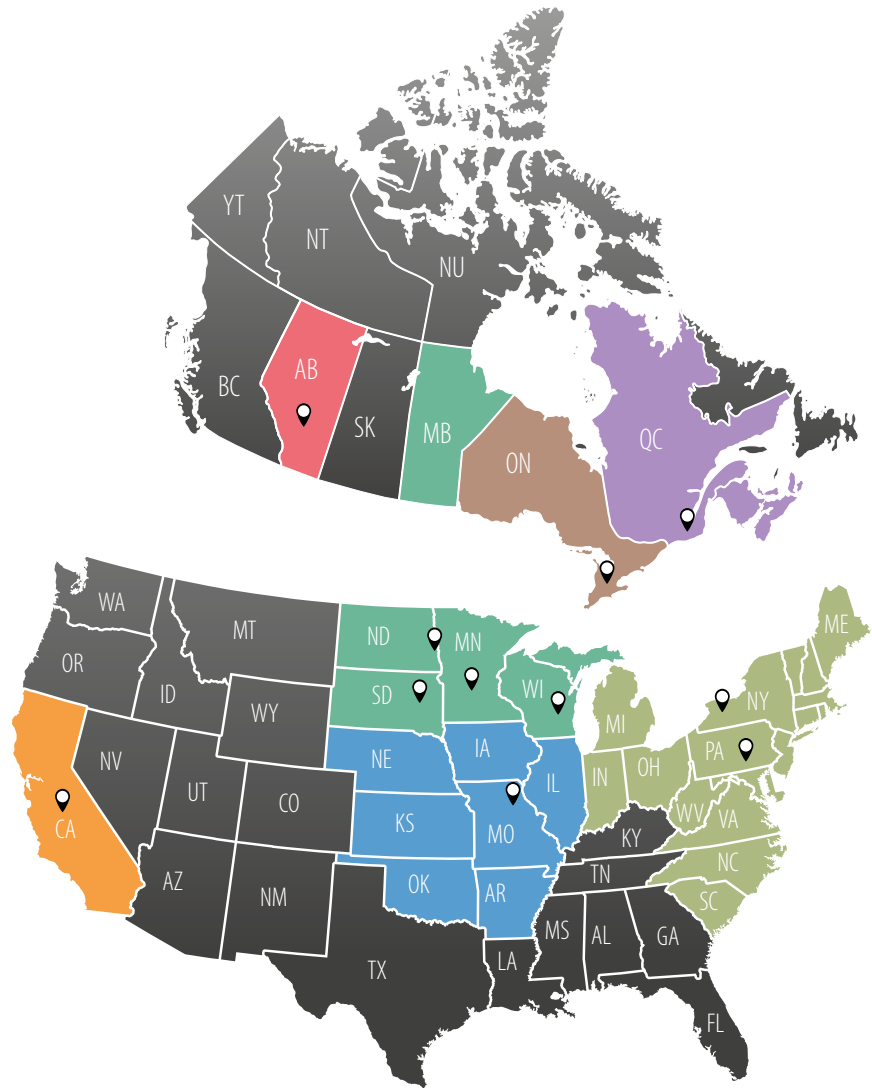
Andy Robson 252 292 0911

Toll Free: 1-855-383-2453

1-855-3TEAGLE

salesna@teagle.co.uk

www.teagle.co.uk



**KEY:**  Distributor Locations

 CUMMINGS & BRICKER  EDNEY  HARCO  LAIRD MANUFACTURING  MTI CANADA  SHOW ME SHORTLINE  TRAM SALES



Teagle Machinery Ltd, Blackwater, Truro, Cornwall, TR4 8HQ  
tel: 01872 560592 email: sales@teagle.co.uk web: www.teagle.co.uk



DRTOM06B0AI US